

Take the First Step Towards your Uninterrupted Success Journey



# TIMES INTERNATIONAL SCHOOL

Co-Education | CBSE Curriculum | Hostel Facility

## Class - Nursery

Session: 2026-27

Dear Parents,

Summer vacation brings a change and excitement for children. It gives you an opportunity to develop an everlasting bond and to spend your precious time with your kids.

To make your child more independent and healthy, kindly encourage your child to -

- Brush his/her teeth twice a day.
- Wash his/her hands before and after meal.
- Switch off the lights before leaving the room.
- Keep his/her things at the proper place.
- Wear his/her shoes and socks by himself or herself.
- Use magic words in day to day life - Sorry, Please, Excuse me, Thank you.
- Wish 'Good Morning' and 'Good Night' to their parents and elders.
- Learn his/her parent's mobile numbers.
- Button and unbutton the shirts on its own.
- Help in the household activities.

Summer Vacations are Here!

Name : .....

Roll No. : .....

Class Teacher's Sign

Academic Co-ordinator Signature

Times School Road, Muhammadpur,  
Shahganj, Mahendru, Patna - 800 006

0612-4089151 | 8700186374 | 8102657225

timeschoolpatna@gmail.com | www.timesinternationalschool.com

## HOLIDAY HOMEWORK

Class - NURSERY

1. अक्षरों को देखकर लिखिए।

अ	आ	इ	ई
उ	ऊ	ऋ	ए



## HOLIDAY HOMEWORK

Class - NURSERY

ऐ	ओ	औ	अं	अः

2. समान वर्णों को मिलान कीजिए।

खण्ड-अ

आ

उ

ई

ऋ

इ

ऐ

खण्ड-ब

इ

ऋ

ऐ

उ

आ

ई





## HOLIDAY HOMEWORK

## Class - NURSERY

5. पहले अक्षर को पढ़कर उसके समान अक्षर को गोल कीजिए।

उ	अ	इ	उ
इ	ऊ	इ	ऐ
ए	ऋ	आ	ए
आ	आ	ओ	ई
ऋ	अं	ऋ	उ
ई	औ	अः	ई

6. चित्रों का अक्षर से मिलान कीजिए।

खण्ड-अ



खण्ड-ब

ए

इ

ऋ

ऊ

आ

7. चित्र देखकर सही वर्ण पर ( ✓ ) लगाइए।



ई	उ
---	---



ऋ	अ
---	---



उ	ऐ
---	---



## HOLIDAY HOMEWORK

Class - NURSERY



उ	अः
---	----

आ	ओ
---	---

8. अक्षर 'आ' में रंग भरिए।



9. अ से ऊ तक लिखिए।








10. चित्र देखकर पहला अक्षर लिखिए।



.....



.....



.....



.....



.....

**MATHS**

1. Circle (○) the bigger object.



2. Cross (×) the thinner object.



3. Circle (○) the heavier object.



4. Join the dots.

1 = 1 1 1

2 = 2 2 2

3 = 3 3 3

4 = 4 4 4

5 = 5 5 5



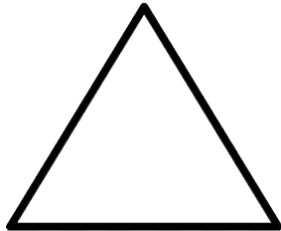


## HOLIDAY HOMEWORK

Class - NURSERY


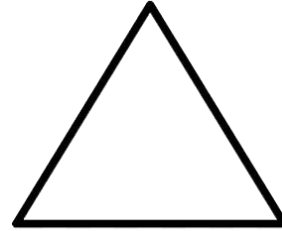
**6** = 6 6 6**7** = 7 7 7**8** = 8 8 8**9** = 9 9 9**10** = 10 10 10**11** = 11 11 11**12** = 12 12 12**13** = 13 13 13**14** = 14 14 14**15** = 15 15 15

5. Match the same shapes.

Column-A








Column-B



**HOLIDAY HOMEWORK**

**Class - NURSERY**

6. Count the objects and write the number on the line.

	= _____
	= _____
	= _____
	= _____
	= _____

7. Cross (×) the odd number.

4	4	4	2	4
1	1	9	1	1
5	7	5	5	5
3	3	3	3	1
8	8	5	8	8

8. Learn and write.

1					
2					
3					
4					
5					

**HOLIDAY HOMEWORK**

**Class - NURSERY**

6					
7					
8					
9					
10					
11					
12					
13					
14					
15					

9. Match the same number.

Column-A

9

7

10

5

8

Column-B

5

8

9

7

10

10. Write the missing number.

\_\_\_\_\_ 2 \_\_\_\_\_ 5 \_\_\_\_\_


\_\_\_\_\_ 9 \_\_\_\_\_ 12 \_\_\_\_\_

\_\_\_\_\_ 16 \_\_\_\_\_ 18 \_\_\_\_\_ 20

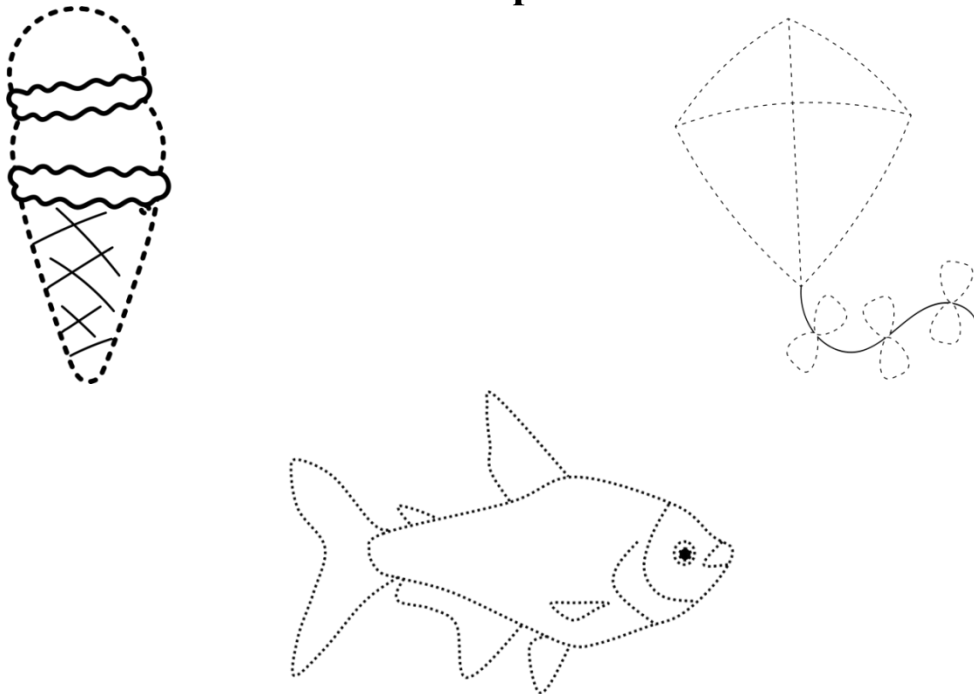


ENGLISH


1. Trace the dotted lines from left to right using thick crayons.



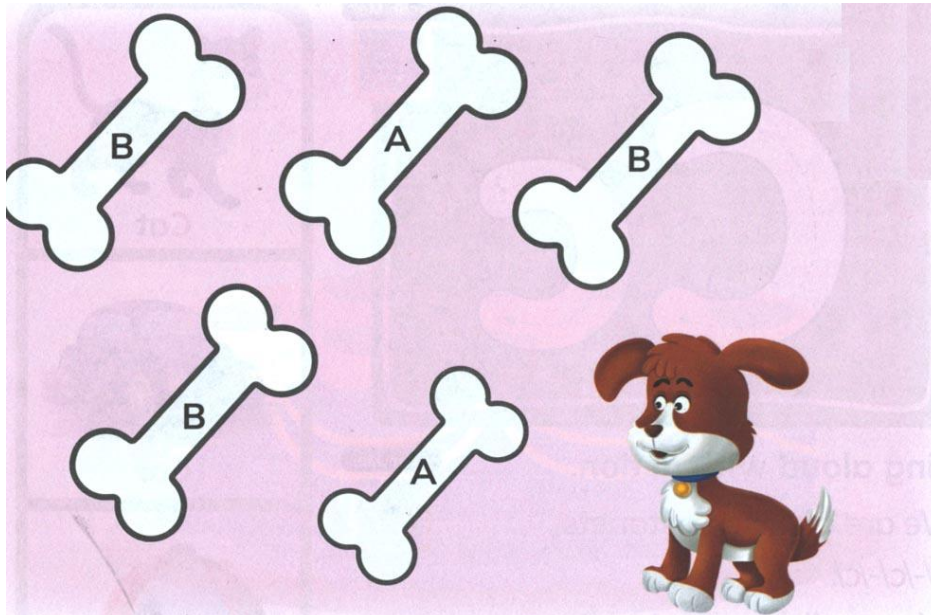
2. Join the dots and colour the picture.



3. Trace the letters.



4. Colour all the bones that have the letter 'B' on them.



5. Tick (✓) the correct letter of the given picture.



E	C
---	---



F	B
---	---








B	L
---	---



A	I
---	---

6. Write the capital letter from A to E.



7. Circle (○) the similar letter in each row.

D	K	B	D	L
H	P	M	C	H

**HOLIDAY HOMEWORK**

**Class - NURSERY**

A	A	E	O	F
J	R	N	J	E
G	G	C	P	B

8. Match the following picture with letters.



F



J



E



A



I



9. Write the first letter of the pictures.



### English Rhymes

1. Early to bed [Page No.2]
2. Good morning [Page No.3]
3. I have a Little Nose [Page No.4]
4. Johny Johny Yes Papa [Page No.5]
5. Bits of Paper [Page No.6]



## Hindi Rhymes

1. बादल गरजे [Page No.-17]
2. भालू [Page No.-18]
3. आलू- कचालू [Page No.-19]
4. मेरी गुड़िया [Page No.-20]
5. छुट्टी [Page No.-21]

## E.V.S

1. Learn 5 Body Parts name. (Page No.-03)
2. Learn 5 Family members name. (Page No.-08)
3. Learn 5 Fruits name. (Page No.-57).
4. Learn 5 Vegetables name. (Page No.-59)
5. Learn 5 Domestic Animals name. (Page No.-34)

## Conversation

**Practice following conversational questions.**

1. **What is your name?**

Ans. My name is .....

2. **What is your father's name?**

Ans. My father's name is .....

3. **What is your mother's name?**

Ans. My mother's name is .....

4. **What is your class teacher's name?**

Ans. My class teacher's name is .....



## HOLIDAY HOMEWORK

## Class - NURSERY

5. In which class do you study?

Ans. I study in class Nursery.

6. In which school do you study?

Ans. I study in Times International School.

7. How old are you?

Ans. I am ..... years old.

## URDU/ISLAMIYAT

اسلامیات - صفحہ ۴ (گنتی کا گیت) زبانی یاد کریں۔  
صفحہ ۲۵ پہلا کلمہ اور دوسرا کلمہ یاد کریں۔  
قاعدہ بغدادی - قاعدہ نمبر ۱ ("الف" سے "ے") تک بار بار پڑھیں اور لکھنے کی مشق کریں۔  
قاعدہ نمبر ۲ کو مخارج کے ساتھ پڑھیں



HOLIDAY HOMEWORK

Class - NURSERY

پڑھے اور لکھئے

ا

ا

ا

ب

ب

ب

پ

پ

پ

ت

ت

ت

ٹ

ٹ

ٹ



HOLIDAY HOMEWORK

Class - NURSERY

ش

---

---

ج

---

---

چ

---

---

ح

---

---

خ

---

---

ش

---

---

ج

---

---

چ

---

---

ح

---

---

خ

---

---

ش

---

---

ج

---

---

چ

---

---

ح

---

---

خ


---

---





ACTIVITY

Stick Bindis to make fruits of the trees.



Drawing

Colour the pictures.



**HOLIDAY HOMEWORK****Class - NURSERY**

*Vacation is the time for children to explore their myriad interests and indulge in various activities which would lead to their all round development. Let's utilize this golden period for family reunion and reiterate family ties with your loved ones. Let's cheer for the 3R's- Rejuvenation, Relaxation and Rebonding!*

- Make sure that you spend quality time with your ward.
- Teach them the importance of moral values in their life.
- Motivate them to read good books.
- Encourage and help your child in shouldering responsibilities in household chores. It will aid them to be independent.
- Talk respectfully with the child and encourage your child to do the same.
- Encourage your ward to take up yoga or any other form of healthy activity during the vacation
- Allow them to complete homework on their own under your guidance.

Dear Students,

- Holidays Homework carries marks; hence submission of work post vacation is compulsory for all students.
- Students will be assessed for the handwriting, presentation, neatness and completion of work as per given instructions.
- Subject Teachers have further imparted specific instructions with their work. Kindly complete your task accordingly.
- Align all the worksheets in a separate folder and decorate it.
- Remember a "BOOK" is a gift you can open again and again. So, read at least a couple of good books during the vacation.

## Summer Vacations are Here!

